



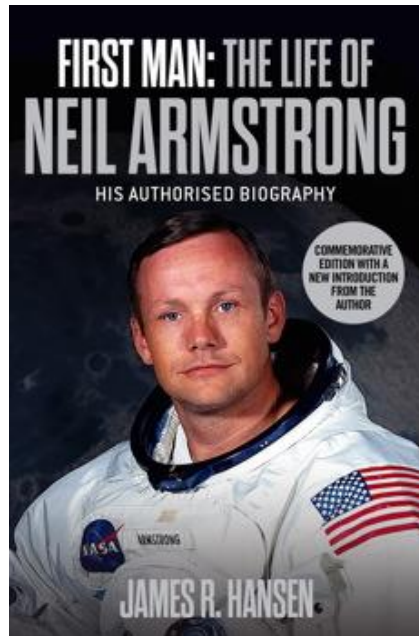

WRITING A BIOGRAPHY

WHAT IS A BIOGRAPHY?

- Think, Pair, Share (30 seconds)
- Biographical writing is about someone else's life. It is about a real person but written by someone else.
- A biography highlights the key events that have happened in their life, sometimes talking about their childhood.
- A biography can be written about someone who is dead or alive.



SOME EXAMPLES OF BIOGRAPHY BOOK COVERS





- LI: I can use my knowledge of a famous person to write a biography
- SC: Title - name of biography
 - Past tense
 - Third Person - he/she/they
 - Catchy Introduction - who/what/where/when/why
 - Paragraphs
 - Life events in chronological order of date
 - Time openers and connectives to show this
 - Quotes from others about what they think
 - Conclusion - how they will be remembered



TASK 1: BIOGRAPHY EXAMPLE

- Have a look at the example biographies
- Using the colour suggested on the last slide, underline the Success Criteria if you can see it in your example.



INTRODUCTION

- Your introduction is very important if you want to catch the reader's attention. You might want to use a question as an opener like the example you looked at, however you must introduce your famous person using the 5 W's.
- Who is the person? - their name (real name also if their birth name is different)
- What are they are famous for?
- When did it happen?
- Where did it happen?
- Why are they famous today?



MAIN BODY OF BIOGRAPHY

- Using your previous knowledge from your solo talk, or the fact sheets, choose the most important events in their life to write about. You can talk about their childhood if you wish.
- First Level - Choose 3-4 key events
- Second Level - Choose 5-6 key events
- Write down your chosen key events on your planning sheet. Remember to write them in the order they happened! (5 minutes)



TASK 3: TIME OPENERS



- Think about the openers you could use to show the passing of time between each of your main events. (1 minute)
- First, Next, Then, After, A while later, Finally
- Although, Despite, Even though...
- Use your pyramid to help!



PLAN

- Go back to your planning sheet to the box which says 'openers'
- First Level - write 4 openers you want to use in your biography
- Second Level - write 6 openers you want to use in your biography
(2 minutes)



MAIN BODY

- Now that you have the key events and the openers you want to use, you can write the main body of your biography.

As you write your biography, tick ✓ the openers when you use them.

- On your planning sheet, you can write down any WOW words and connectives you aim to use in your biography.

(15 minutes and we will Peer Assess)

Now swap with your shoulder partner. Tick ✓ their Success Criteria if they have met it.



CONCLUSION

- To conclude your biography, you should write about the impact they have on people today.
 1. Have they taught us anything?
 2. Why will they always be remembered?
 3. Quote something someone said about them.
- Briefly answer the above questions on your planning sheet before writing it into your jotter.
- Use the example biography to help you 😊



REFLECTION

- If you have met all of the Success Criteria, you are a successful author of your very first biography!
- Looking back to the SC, tell me:
 - + Something I did well was...
 - If I did this again I would...

